

LIVESTOCK MANURE AND MORTALITIES MANAGEMENT REGULATION



Application for Authorization to Dispose End of Lay
Hens

Name of operation

Location of composting site

Qtr Sec Twp Rge E/WPM or River Lot/Parish

Rural Municipality

Owner (legal name)

Corp File # if app

Mailing address

Postal Code

Contact person

Contact numbers

Business

Residence

Cellular

Facsimile

E-mail address

Send Completed Form to:

Manitoba Conservation and Climate
Environmental Approvals Branch
1007 Century Street Winnipeg MB R3H 0W4

Fax 205-945-5229
EABDirector@gov.mb.ca

https://manitoba.ca/sd/waste_management/livestock_program/index.html

FOR DEPARTMENT USE ONLY

Authorization No.: _____
Date received: _____

Reviewed by: _____
Date of Authorization: _____

Proprietary (confidential) information will be protected in accordance with Manitoba law. Personal information is collected under the authority of *The Environment Act*, the *Livestock Manure and Mortalities Management Regulation*, and will be used to issue authorization, and for administration and enforcement purposes. Information collected is protected by the privacy provisions of *The Freedom of Information and Protection of Privacy Act*. If you have any questions, contact the Access & Privacy Coordinator, Box 90, 200 Saulteaux Crescent, Winnipeg MB R3J 3W3; 1-204-945-4170.

A. OPERATION INFORMATION:

1. Type of farm operation: (*turkey, chicken, mixed or other*) _____
2. Number of birds in the operation: _____
3. Number of birds disposed per event: _____
4. Number of disposal events per year: _____

B. DISPOSAL METHOD:

1. Composting (*if this selected please go to section C*) ☐
2. Rendering or Landfill (*if this is selected provide the following information*) ☐
 - Specify the receiving facility. _____
 - Method of transportation _____
 - Is the facility licensed to receive mortalities _____
3. Other: _____

C. COMPOSTING METHOD PROPOSED

1. Bin composting ☐
2. Windrow composting
 - a. Permanent windrow ☐
 - b. Single use windrow¹ ☐
3. In-Vessel composting ☐
4. Other: _____

D. COMPOSTING - APPLICATION FOR AUTHORIZATION TO: (*check proposed work*)

1. Construct and operate a new composting site ☐
2. Modify an existing composting site ☐
3. Implement In-vessel composting system ☐
(*specify type, i.e. Biovator etc*) _____

Type of carbon source to be used: _____

Source/type and condition of manure used (*dry, mixed with straw etc*): _____

Mortalities preparation (*whole bird, ground up, etc?*) _____

Expected volume of composting mix :

- | | | |
|------------------|---|----------------|
| 1. Mortalities | _____ ft ³ (m ³) | or _____ tonne |
| 2. Carbon source | _____ ft ³ (m ³) | or _____ tonne |
| 3. Manure | _____ ft ³ (m ³) | or _____ tonne |
| 4. Final compost | _____ ft ³ /m ³ | or _____ tonne |

¹ Single use site must follow provision for field storage of manure.
EOLH Disposal Application Form; October 2021

E. COMPOSTING SITE INFORMATION:

Distance from nearest surface water course: _____

Distance from nearest spring, well or sinkhole: _____

Distance from the property boundaries: _____

Depth to groundwater table: _____

Surface topography : _____

Located within 100 year flood plain elevation?

i.e. Designated Red River Valley Flood Area (Y/N) _____

Abandoned wells on site (Y/N) _____ Specify location _____

F. COMPOSTING SITE CONSTRUCTION INFORMATION & EQUIPMENT

Proposed construction period: _____

Surface area (dimension) of the composting surface (including area for curing): _____

(Indicate this information by Completing the drawing on page 7)

Provide proposed compost windrow dimensions: *(Complete the drawing on page 6)* _____

Equipment used for turning the compost: _____

Construction material used for the floor and walls of the composting site:

1. Soil on bare ground ☐

2. Imported clay ☐

3. Plastic liners ☐

4. Concrete pad ☐

5. Other (Please specify): _____

G. PLEASE SUBMIT THE FOLLOWING INFORMATION (as applicable):

- Drawing of site plan as per attached example
- Composting site soil information
- Composting process
- Runoff water and contaminated runoff management plan
- Any environmental restrictions
- Equipment available for the process
- Surface gradient or slope

Date: _____ Signature: _____

Print Name: _____

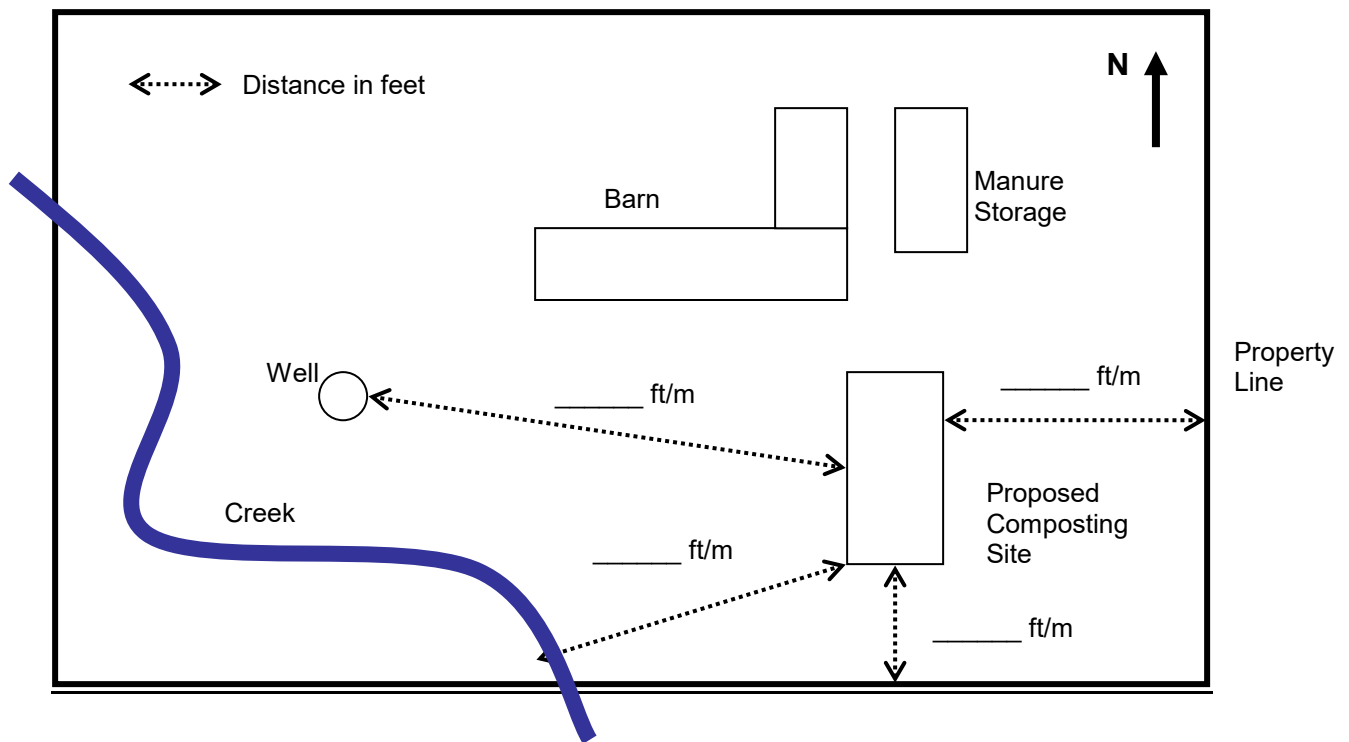


Figure 1: Example for a yard site plan for permanent windrow site. Please use this information and draw your own site layout on the next page.

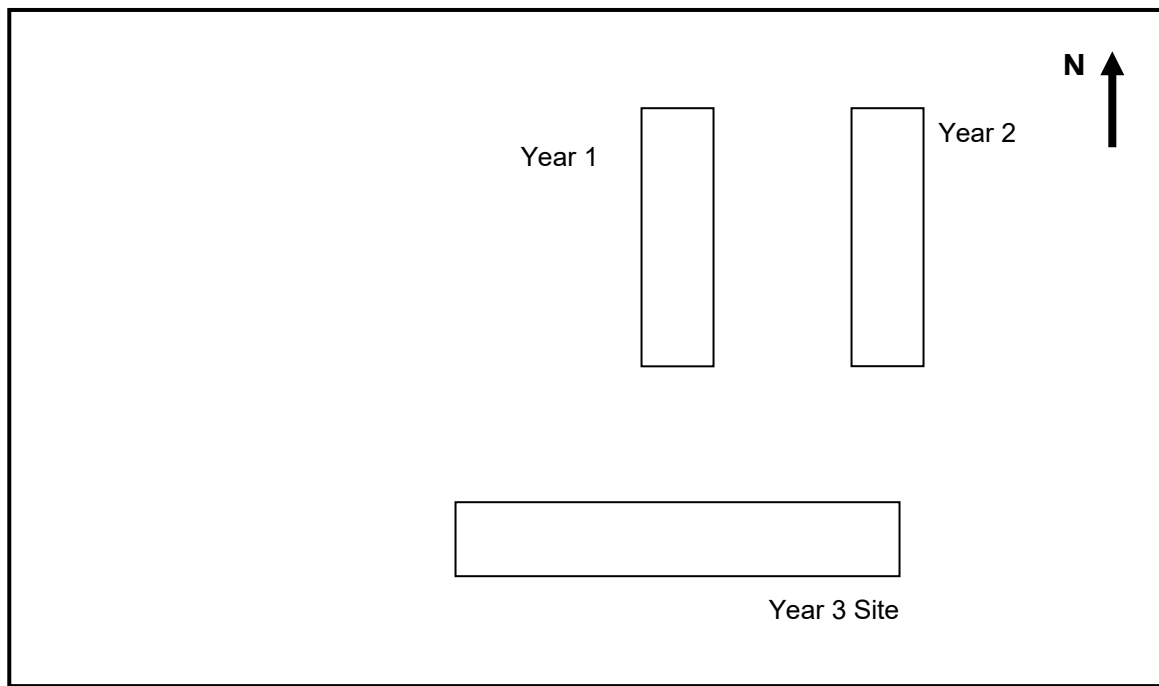


Figure 2: Sample single use windrow arrangement.




Figure 3. Draw your site layout above (use separate pages if necessary)

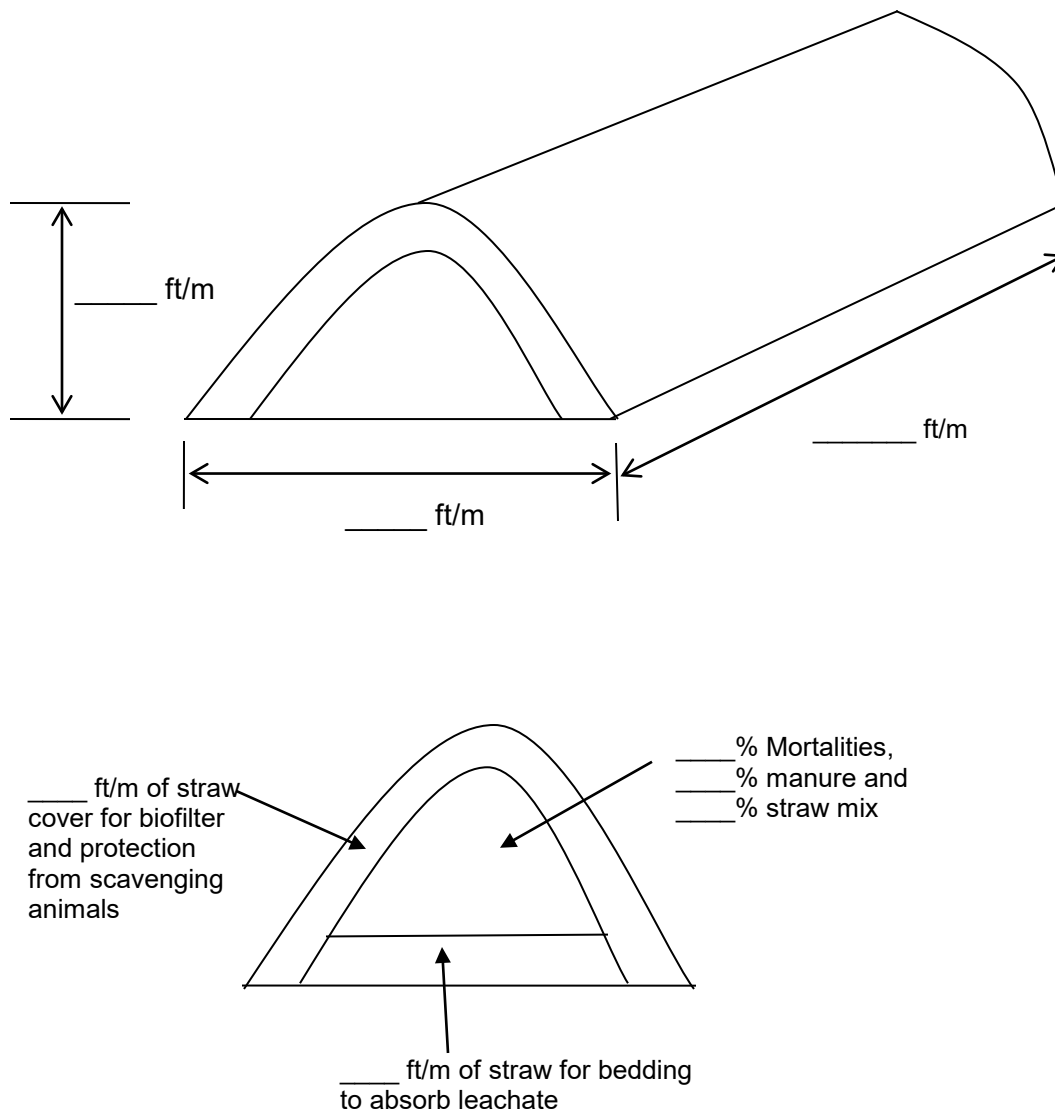


Figure 4: Typical composting windrow construction. Anotate the drawing provided with your proposed dimensions, specifying the dimensions in feet or meters or please provide your own skatches with appropriate dimensions.

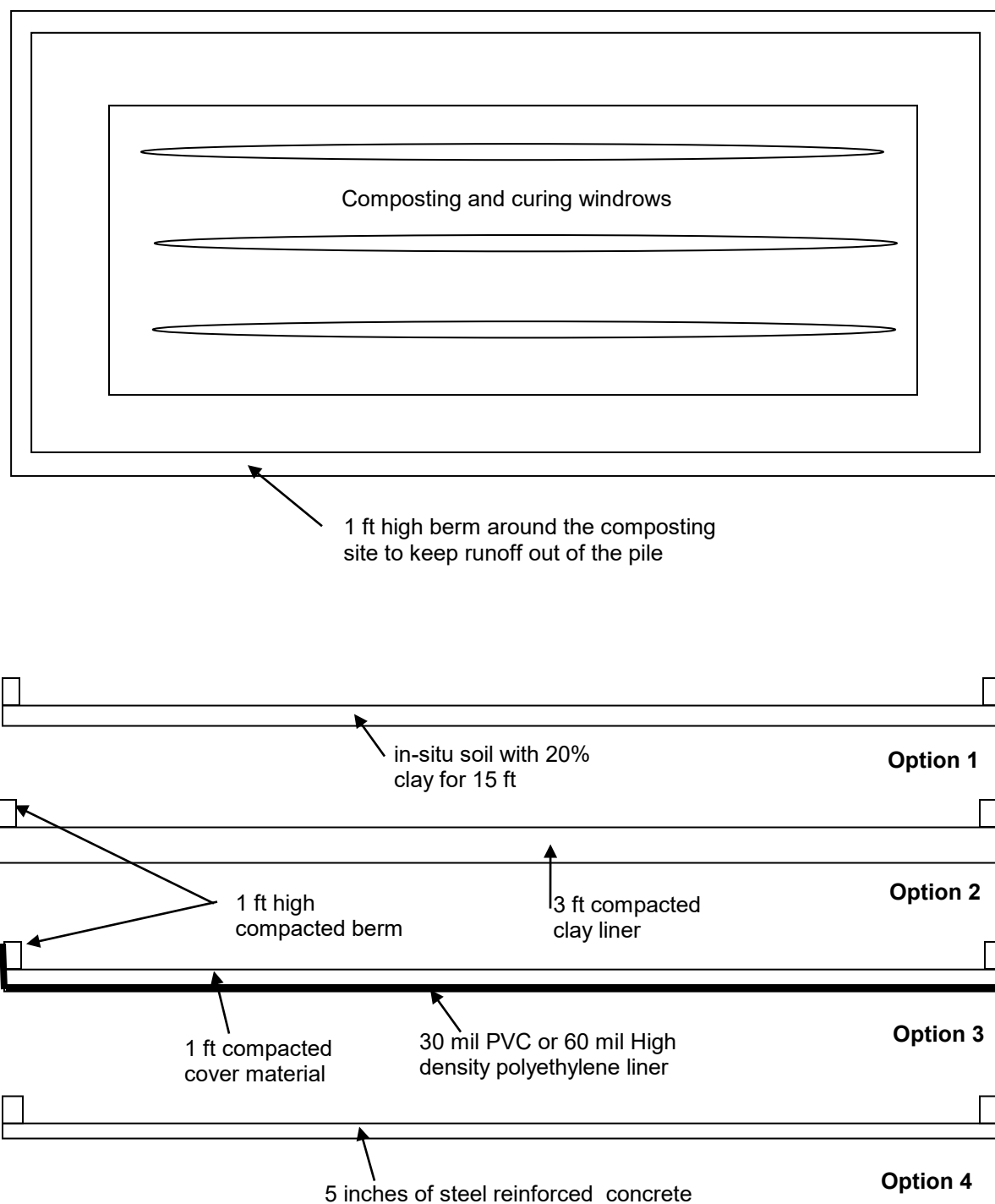


Figure 5: Plan and side views of a permanent composting site and the berm. Please indicate the base type that applies to your site by choosing the option number. The first option is for a site where there is at least 5 m of soil with more than 20% clay and less than 45% sand fraction below the surface level.